







Someone cares enough about your next car buying experience that they went to the time and expense to secure a VECRChecksm - so that you might have the peace of mind that comes with knowing “the real car facts... under the hood and all the emission, electronic systems condition.”

What is VECRChecksm? It's a high-tech snapshot of the health of this vehicle's critical systems and subsystems... engine, electrical, ABS, transmission, emissions control, airbags, and so forth - compiled and objectively analyzed by an independent, online certification service using real-time data automatically gathered from the car's OBD-II (onboard diagnostic) computer system. That's the same system that turns on the annoying “check engine light” when something under the hood is amiss. More importantly, it's usually the first place a mechanic turns to diagnose mechanical or electrical problems.










Think of an VECRChecksm as a CT Scan for your car. What? Can't read a CT Scan? No problem. Each VECRChecksm has two parts: a detailed diagnostic report that will help any ASE-certified technician pinpoint the faulty components and provide you with an accurate repair estimate. And, this - the second part - is an easy-to-read summary that tells you, in layman's terms, whether you're about to buy a car that will need expensive service in the near future or that should go for a long time before any repair service is needed, a reliable ride or something in between.







REPORT LEGEND	
	Great news! Results for the tested condition are what one would expect for a brand new vehicle.
	Good news! Results for the tested condition are well within the manufacturer's specifications.
	The amber caution icon could mean one of two things: (1) a component failure is likely within the next few thousand miles or (2) engine data shows something, not quite right, and need further inspections. - even though that troubling “check engine light” hasn't started blinking yet. It is this predictive capability (protected by patent) that makes VECRCheck sm so “smart” and valuable to buyers.
	The “Not Applicable” icon appears whenever the subsystem or component to be tested is unavailable (for example, no airbags or anti-lock brakes), or is not monitored by the vehicle's OBD-II computer. This is more common on model years closer to 1996 when less rigorous OBD-II standards were first introduced.
	This vehicle has a problem – hardly uncommon among out-of-warranty cars when first tested. You'll probably want to consult with your dealer or mechanic about a fix. But, don't be too discouraged; it could be something as minor as a untightened gas cap, a dirty sensor or just a loose vacuum hose.
	N/R: Not Ready. The stop sign indicates that the vehicle's onboard diagnostics have not yet run the Emission tests to check for failures or have been recently reset, but the subsystem in question hasn't been in use long enough for OBS-II to award it a passing grade. It could be that the battery was disconnected to diliberately deceive a would-be buyer by deactivating the check engine light. More likely, one or several diagnostic trouble codes were cleared by the mechanic as the last step in repairing a faulty condition (again, to turn off that pesky “check engine light”). It's our recommendation, however, that you take nothing for granted until the full required driving-cycle has been completed and a green thumbs-up pops up on the next VECRCheck sm . This usually requires multiple starts and 40-60 miles of drive time.





Report ID: VS370_CPO_07132013_110850_ENH;1 (For Retrieving VECRChecksm Report From Database)		
Operator: Jaf01	Email: support@vhealth.biz	User ID: VS370
Makes: Nissan	Model: Pathfinder V6 3.5L	Year: 2005
Mileage: 73051	Vin: 5N1AR18WX5C724854	Test Date: 22-AUG-2013 11:55:47.820

TEST FINDINGS

There are no DTCs in Powertrain, Transmission, ABS and Airbag sub-systems

		PASS				FAIL	OVERALL TEST RESULT: 
Items Tested							
	OBD-II Sensor Tests	13	5	0	0		Modern vehicles are equipped with a variety of sensors measuring such things as fuel mixture, throttle position, RPM, coolant temperature, air intake temperature, and so forth. These powertrain readings are monitored by the OBD-II system to ensure that all fall within the operating range specified by the manufacturer.
	EGR Tests						The EGR re-circulates exhaust gases. An EGR system performing at optimum level will increase engine performance and fuel economy, decrease emissions and prevent engine knock.
	EVAP Tests	3					The purpose of the EVAP system is to trap and store gas vapor from the gas tank. The performance of the EVAP system can affect fuel mileage.
	CAT Tests	17		1			The catalytic converter works to clean the exhaust. The dirtier the exhaust the harder the converter works and the more heat that is developed. Failing O2 sensors can lead to serious catalytic converter damage.

		PASS			FAIL	
Items Tested						
	O2 Sensors Tests	14				O2 sensors monitor the level of oxygen (O2) in the exhaust so an onboard computer can regulate the air/fuel mixture to reduce emissions and optimize fuel mileage. O2 sensor degradation can damage your catalytic converter. Degraded O2 sensors can negatively affect fuel economy up to 15%.
	Misfire Tests					When engine misfires occur, performance suffers along with fuel economy, emissions and idle quality. Common causes of misfire are degradation of the spark plugs, wires and coils.

	Number of Diagnostic Trouble Codes in Safety and Drivability sub-systems	0	There are more than 7,900 separate diagnostic trouble codes supported by the (26) manufacturers VECRCheck sm covers which might cause a failure. So, there's a lot that can wrong. Don't be discouraged by a thumbs-down; it could be something as simple as a loose gas cap. But, do ask your dealer or mechanic about a fix before you buy.
	Anti-Lock Brake System (ABS)		Not all vehicles are equipped with all of these systems, and not all manufacturers support diagnostic monitoring for them, in which case the "N/A" icon will appear. In all other cases, the enhanced diagnostics available typically are quite extensive. In the event of a failure, complete test results will be included in the detailed diagnostic report which accompanies this summary
	Transmission System		
	Air-Bag (Supplemental Restraint System)		

So there you have it... everything you ever wanted to know about vehicle onboard diagnostic systems and why you should never buy without a certified VECRChecksm ... for "the real car facts - under the hood and bumper-to-bumper."